

PERFORMANCE

TEMPERATURE RANGE	-40°C / +5°C
CAPABILITIES	10 trays
STEP GASTRONOMY GUIDES	68 mm
STEP PASTRY GUIDES	17.5 mm
STEP ICE CREAM GUIDES	17.5 mm
ICE CREAM TRAYS 165x360x120h mm	18 TANKS 165
ICE CREAM TRAYS 250x360x120h mm	12 TANKS 265

CHECK



FEATURES

- Core probe
- Latest generation fans
- Insulation in high density expanded polyurethane (approximately 42 kg/m³), HCFC free - Thickness 60 mm
- Core probe
- Total inspectability of the room for maximum hygiene
- Condensate collection tray
- Door reversible on site
- Refrigerant fluid R290
- Evaporating coil in copper-aluminum, cataphoresis painted with non-toxic epoxy resin
- 2.8" LCD graphic display and capacitive keys
- IPX4 organized electrical panel on the front, easy to access

OPTIONAL

- Water condensing unit
- Wheel kit
- 4.0 bi-directional connectivity and Wi-Fi

STANDARD EQUIPMENT

AISI 304 stainless steel supports for GN1/1 or 600x400 trays

OPTIONAL EQUIPMENT

- Internal structure with variable pitch with 10 pairs of removable "L" shaped guides in AISI 304 stainless steel, which can be positioned by interlocking every 17.5 mm
- Internal structure with variable pitch with 10 pairs of removable anti-tilt "C" shaped guides in AISI 304 stainless steel, which can be positioned by interlocking every 17.5 mm

DIMENSIONS

Width	790 mm [31.1 in]
Depth	790 mm [31.1 in]
Height	1730 mm [68.11 in]
Weight	188 kg [414.54 lb]
Foot height	145-205 mm [5.71-8.07 in]
Door light width 1	670 mm [26.38 in]
Door light height 1	930 mm [36.61 in]
Door depth open 90°	1600 mm [62.99 in]
Internal depth	410 mm [16.14 in]
Packaging width	850 mm [33.46 in]
Packing depth	950 mm [37.4 in]
Packaging height	1945 mm [76.57 in]
Packing weight	195 kg [429.98 lb]
Packing volume	1.57 m ³ [414.9 glus]

TECHNICAL DATA

Temperature range	-40°C / +5°C
Insulation thickness	60 mm [2.36in]
Number of rooms	1
Door type	Blind
Number of doors	1
Condensation type	Air
Plant type	Motor on board
Plant type	Ventilated
Compressor type	Hermetic
Refrigerant gas	R290
GWP refrigerant gas	3
Refrigerant gas quantity g	2 x 150 g [2 x 5.91oz]
Sound power	<70 dbA
Expansion valve type	Mechanics
Defrost type	With the door open
Defrost water evaporation	Automatic
Interior lighting	Not present
Cooling power	5106 W
Climatic class	5
Heat expelled	6200 W
Air volume	2 m ³ /h

CAPABILITIES

GN guides step	68 mm
Step guides EN	17.5 mm

CAPABILITIES

Step IC guides	17.5 mm
Tanks 165	18
Tanks 250	12

SUPPLY

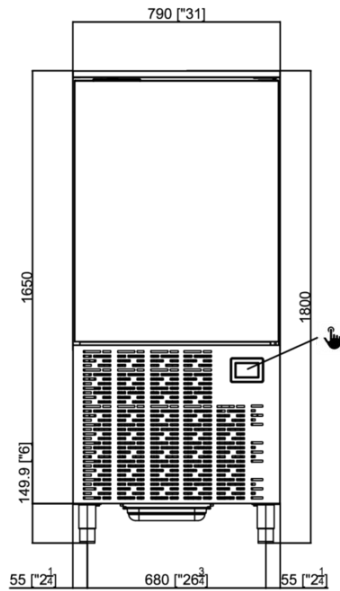
Power supply	380-415 V 3N~ 50 Hz
Max cold power	3275 W
Max cold absorption	7.6 A
Power cable	5G 2,5 mm ²
Power plug	Plug not provided

PERFORMANCE

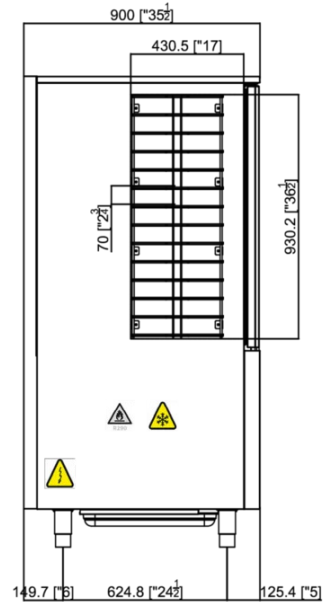
Product yields +65°C/+10°C	40 kg [88.2lb]
Product yields +65°C/-18°C	30 kg [66.15lb]
Consumption UNI EN ISO22042 [hard +3°C]	0.1 kW/kg
Consumption UNI EN ISO22042 [hard -18°C]	0.33 kW/kg

DIMENSIONS

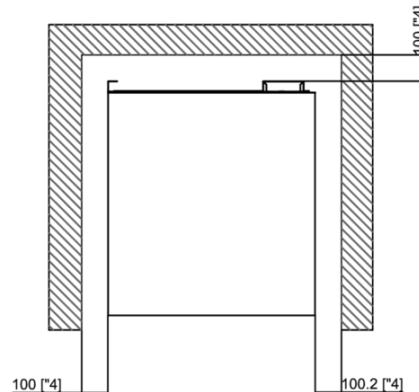
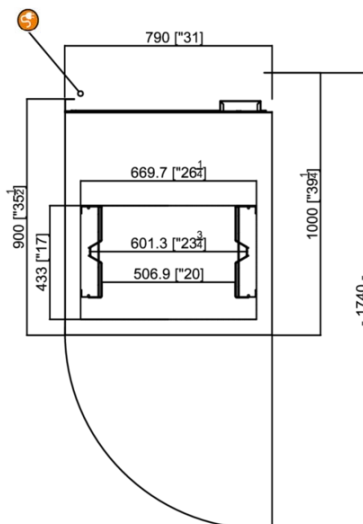
Vista Frontale
Frontal side



Vista Laterale
Lateral side



Vista Superiore
Top View



Display con tasti capacitivi
Display with capacitive keys

Cavo alimentazione elettrica
Power supply cable

Impianto frigo
Refrigeration system

Scatola elettrica
Electric box

Tubo scarico acqua
Drain pipe